



# LF-162-2H

臥式兩端油壓鉚釘機

Two-End Hydraulic Riveting Machine



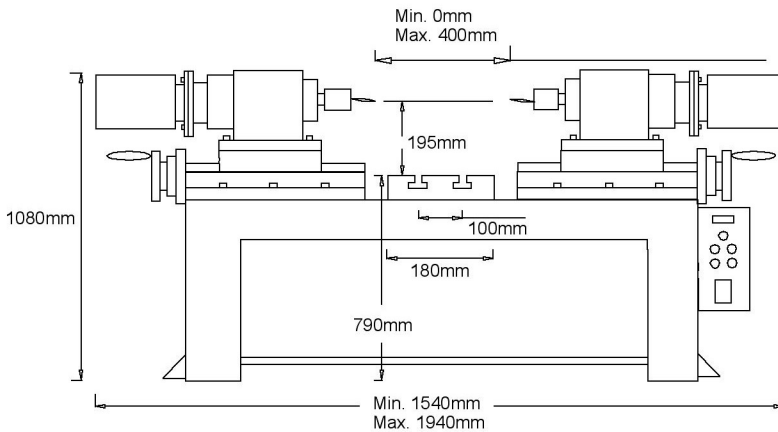
Standard Model



Above: actual example of processing  
加工實例如上圖



裝置夾具範例  
Example of the jig



### 規格 SPECIFICATIONS:

型號 MODEL	夾頭行程 Stroke of spin head (mm)	鉚合能力 Riveting capacity (Mild Steel Rivet) (mm)	沖頭至台面距離 Distance between punch and table (mm)	沖頭與沖頭間距離 Distance between punches (mm)	馬達 AC motor rating 4 poles (3 phase)	使用壓力 Gauge pressure (kgf/cm <sup>2</sup> )	最大出力 Max. OUTPUT (kgf)	時間設定 Working cycle time (second)	淨重 N.W. (Kgs)	機械尺寸 Dimension LxWxH (mm)
LF-162-2H Hydraulic	0-45	實心 (Solid) 3-12 空心 (Hollow) 3-20	195	0-400	Spindle 1HPx2 Pump 3HP	10-70	1980	0.5-6	720	1940x800x1080