

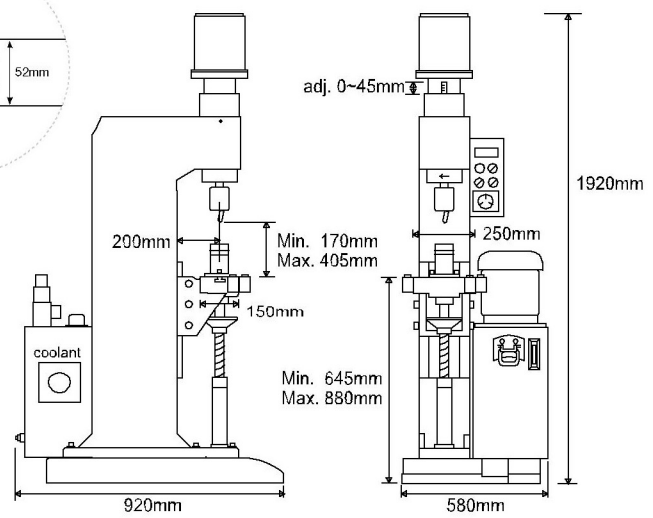
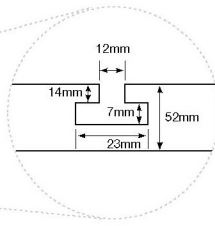

LF-168-6A

高出力油壓鉚釘機

- 工作台附有上下調整裝置，調整方便；適用於工件長短變化大的場合。
- 鉚合能力強、實心釘達 $\phi 16\text{mm}$ 。

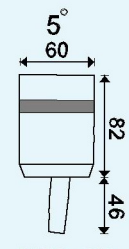
High Output Hydraulic Riveting Machine

- The worktable encloses the upper and lower adjustment device, it is convenient to change: Suitable for the workpiece, either long or short.
- Strong riveting capacity up to $\phi 16\text{mm}$.

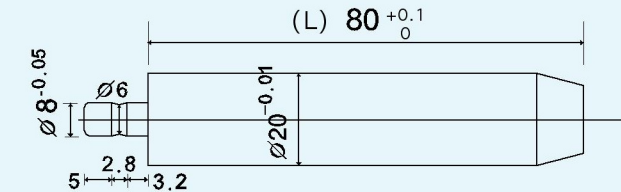
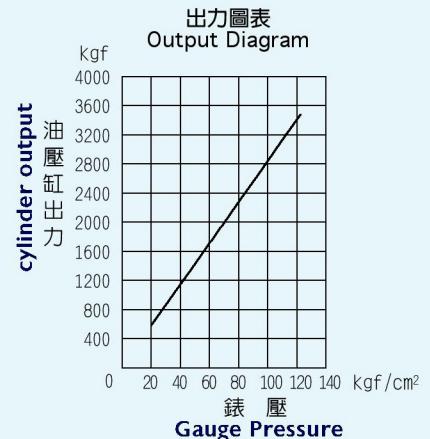


Above: actual example of processing
加工實例如上圖

特注品 (option)



CS6-80
L:80mm



規格 SPECIFICATIONS:

夾頭行程 Stroke of spin head (mm)	鉚合能力 Riveting capacity (Mild Steel Rivet) (mm)	沖頭至台面距離 Distance between punch and table (mm)	喉深 Depth of throat (mm)	馬達 AC motor rating 4 poles 3 Phase	使用壓力 Gauge pressure (kgf/cm²)	最大出力 Max. output (kgf)	時間設定 Working cycle time (second)	工作台尺寸 Working Table LxW (mm)	機械尺寸 Dimension LxWxH (mm)	淨重 N.W. (kgs)	裝箱尺寸 Wooden Case LxWxH (mm)	毛重 G.W. (kgs)
0-45	實心 (Solid) 4-16 空心 (Hollow) 4-30	170-405	200	Spindle 2HP Pump 2 HP	10-110	3100	0.5-6	250x150	920x580x1920	483	1010x670x2090	530